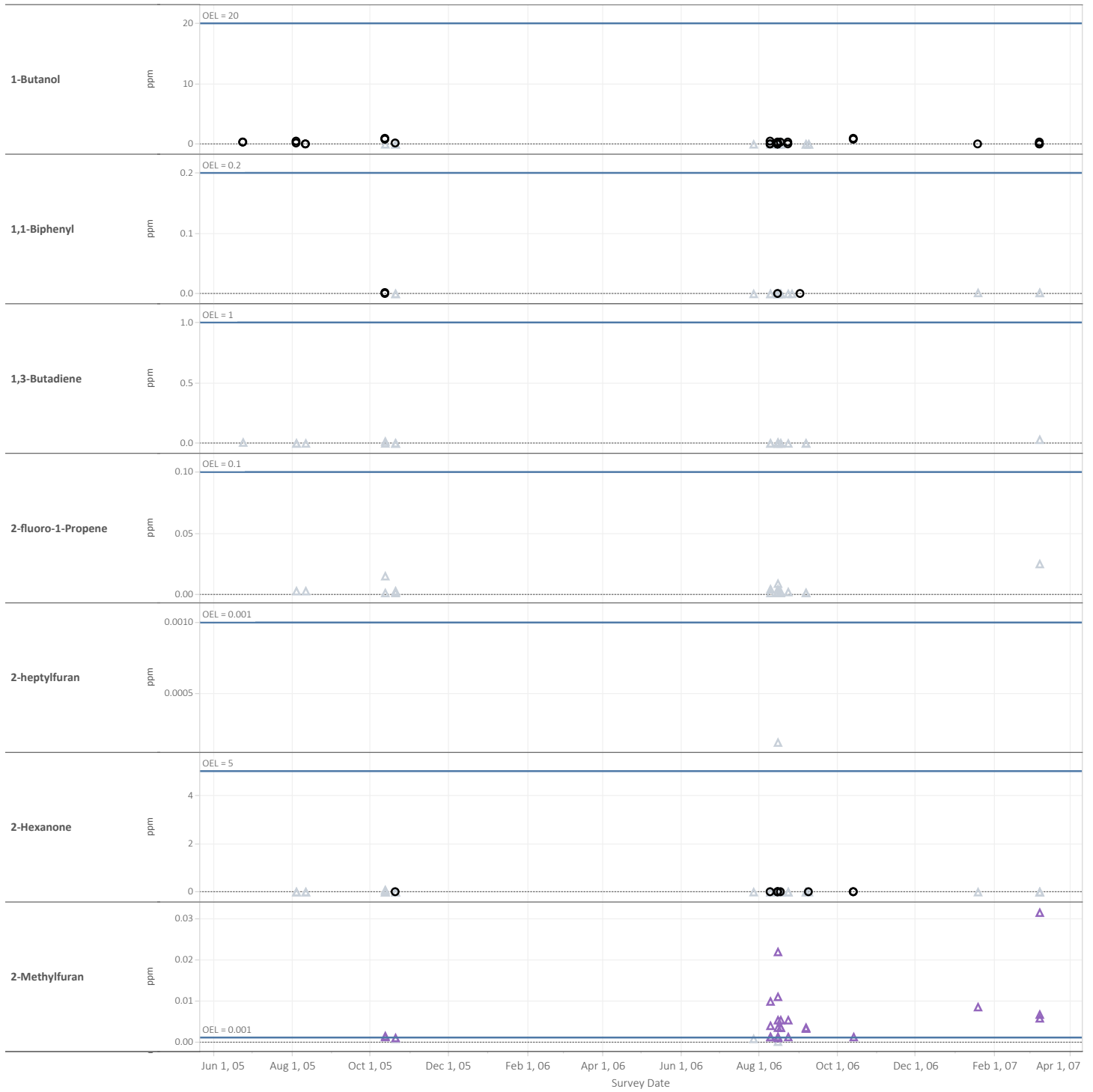



# S Farm Tank Source Air Sampling - Chemicals of Potential Concern

6/23/2005 to 3/7/2007 (Data Reviewed as of April 2017)

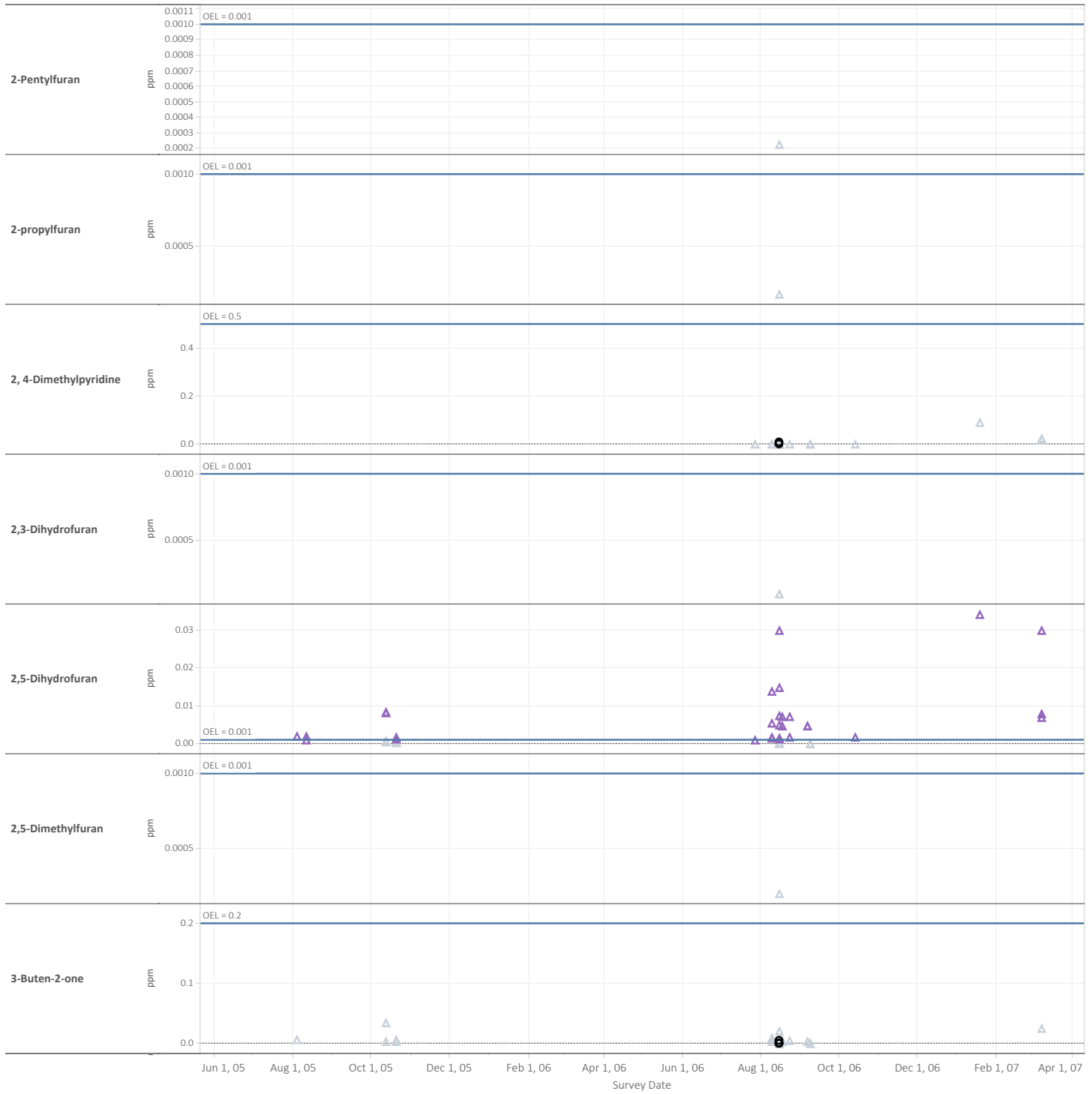


Footnotes:  
 1) % of OEL = Chemical Concentration (or Reported Detection Limit for non-detections) ÷ Chemical OEL  
 2) Data sourced from Site Wide Industrial Hygiene Database (SWIHD) and Tank Waste Information Network System (TWINS); results were compared to Occupational Exposure Limits (OELs) for chemicals identified as chemicals of potential concern (COPCs).  
 3) Open triangles represent sample results that are less than the instrumentation detection limits, and results are reported as their appropriate Reported Detection Limit (RDL). RDL is the minimum concentration an instrument can detect, and it varies depending on instrument performance, calibration, and sensitivity. Additionally, insufficient sample volume and dilution during sample preparation can increase reported detection limits. When a less than detect sample result is received, it is known to be less than the reported detection value, and appropriate measures are taken as necessary for worker protection.



# S Farm Tank Source Air Sampling - Chemicals of Potential Concern

6/23/2005 to 3/7/2007 (Data Reviewed as of April 2017)

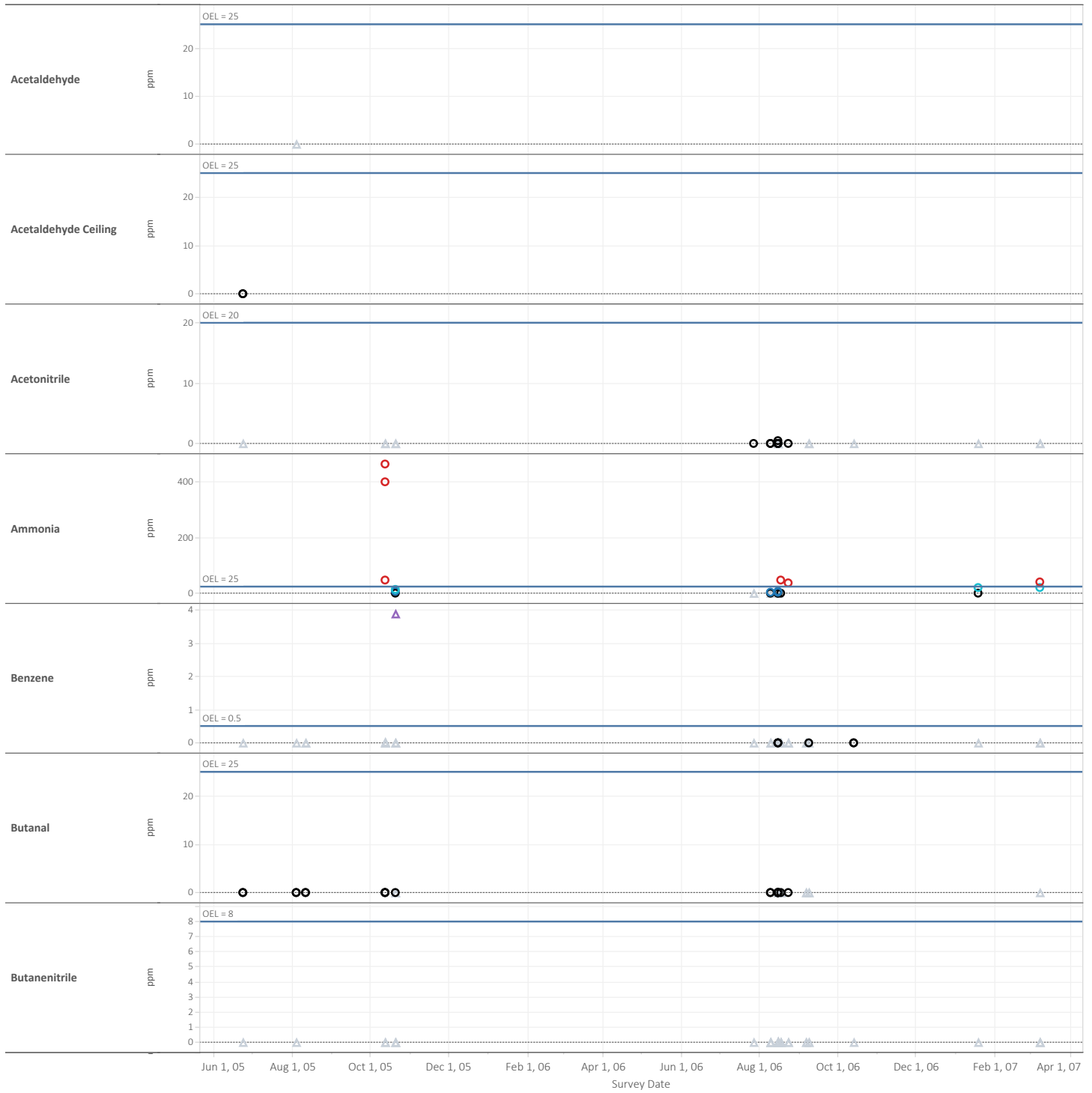


Footnotes:  
 1) % of OEL = Chemical Concentration (or Reported Detection Limit for non-detections) ÷ Chemical OEL  
 2) Data sourced from Site Wide Industrial Hygiene Database (SWIHD) and Tank Waste Information Network System (TWINS); results were compared to Occupational Exposure Limits (OELs) for chemicals identified as chemicals of potential concern (COPCs).  
 3) Open triangles represent sample results that are less than the instrumentation detection limits, and results are reported as their appropriate Reported Detection Limit (RDL). RDL is the minimum concentration an instrument can detect, and it varies depending on instrument performance, calibration, and sensitivity. Additionally, insufficient sample volume and dilution during sample preparation can increase reported detection limits. When a less than detect sample result is received, it is known to be less than the reported detection value, and appropriate measures are taken as necessary for worker protection.


- Detection
- △ Non-Detection
- Detected >100% of OEL
- Detected Between 50% and 100% of OEL
- Detected Between 10% and 50% of OEL
- Detected < 10% of OEL
- Non-Detection (< RDL) and >100% of OEL
- Non-Detection (< RDL)

# S Farm Tank Source Air Sampling - Chemicals of Potential Concern

6/23/2005 to 3/7/2007 (Data Reviewed as of April 2017)

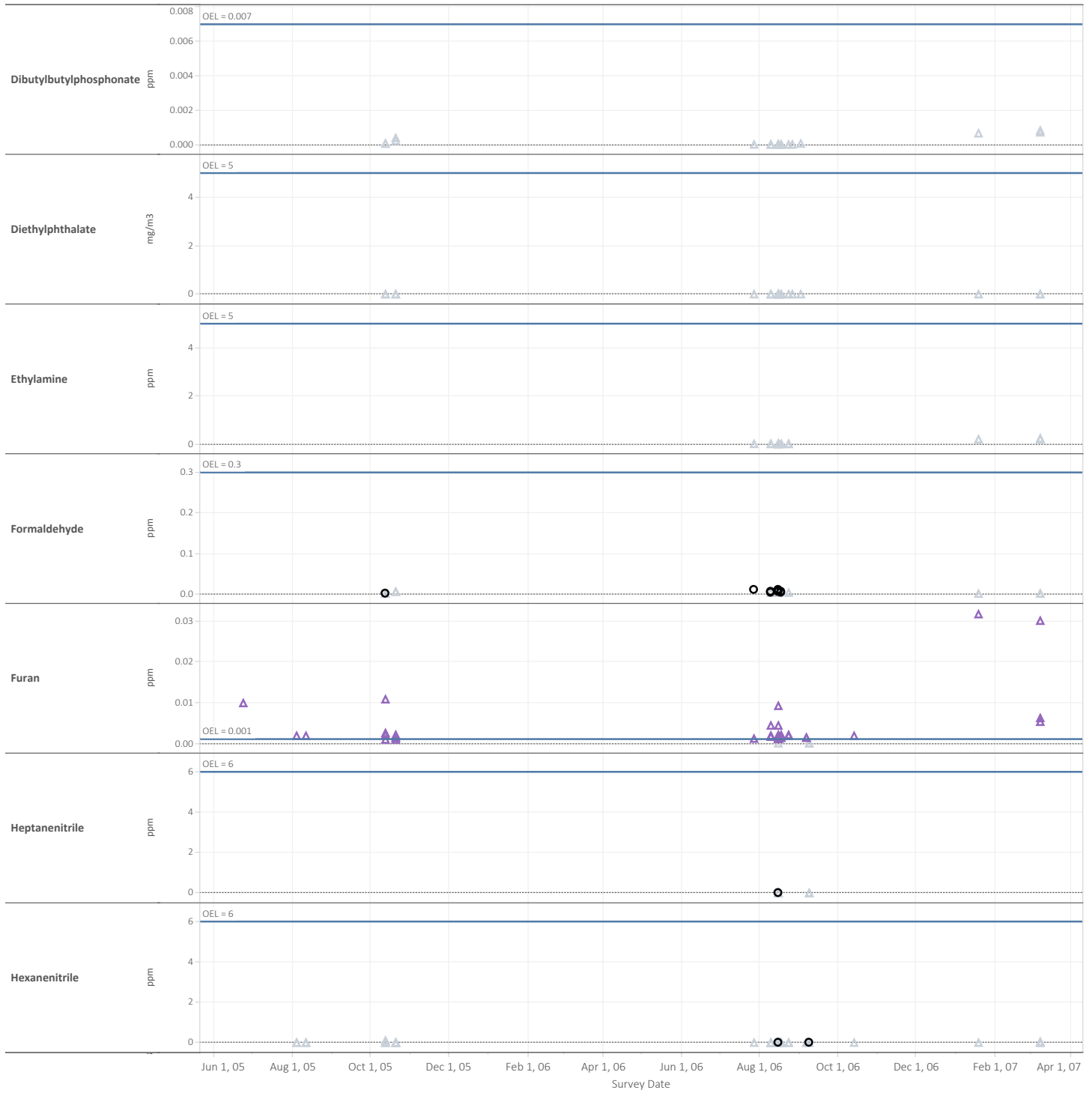


Footnotes:  
 1) % of OEL = Chemical Concentration (or Reported Detection Limit for non-detections) ÷ Chemical OEL  
 2) Data sourced from Site Wide Industrial Hygiene Database (SWIHD) and Tank Waste Information Network System (TWINS); results were compared to Occupational Exposure Limits (OELs) for chemicals identified as chemicals of potential concern (COPCs).  
 3) Open triangles represent sample results that are less than the instrumentation detection limits, and results are reported as their appropriate Reported Detection Limit (RDL). RDL is the minimum concentration an instrument can detect, and it varies depending on instrument performance, calibration, and sensitivity. Additionally, insufficient sample volume and dilution during sample preparation can increase reported detection limits. When a less than detect sample result is received, it is known to be less than the reported detection value, and appropriate measures are taken as necessary for worker protection.




# S Farm Tank Source Air Sampling - Chemicals of Potential Concern

6/23/2005 to 3/7/2007 (Data Reviewed as of April 2017)

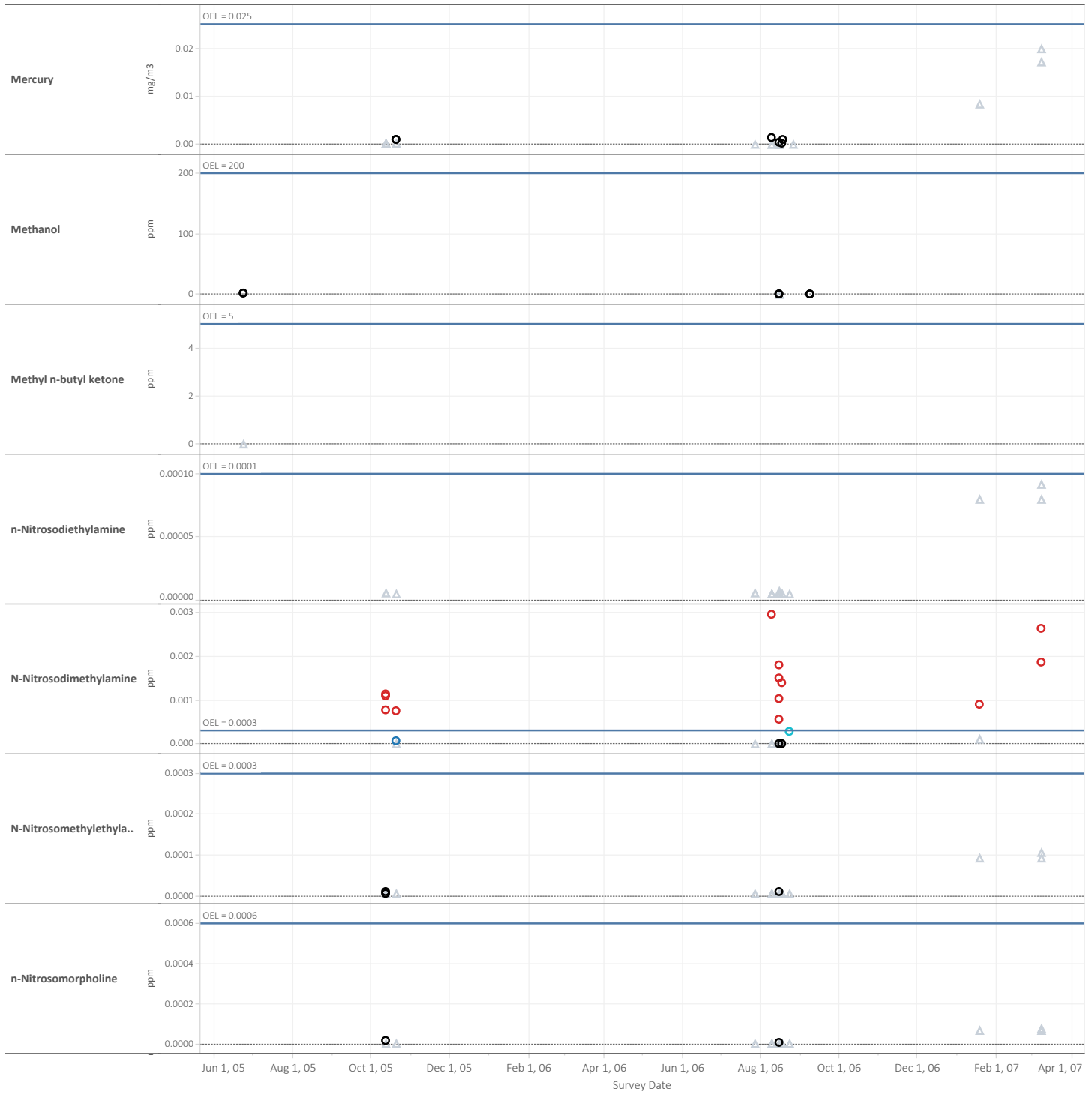


Footnotes:  
 1) % of OEL = Chemical Concentration (or Reported Detection Limit for non-detections) ÷ Chemical OEL  
 2) Data sourced from Site Wide Industrial Hygiene Database (SWIHD) and Tank Waste Information Network System (TWINS); results were compared to Occupational Exposure Limits (OELs) for chemicals identified as chemicals of potential concern (COPCs).  
 3) Open triangles represent sample results that are less than the instrumentation detection limits, and results are reported as their appropriate Reported Detection Limit (RDL). RDL is the minimum concentration an instrument can detect, and it varies depending on instrument performance, calibration, and sensitivity. Additionally, insufficient sample volume and dilution during sample preparation can increase reported detection limits. When a less than detect sample result is received, it is known to be less than the reported detection value, and appropriate measures are taken as necessary for worker protection.




# S Farm Tank Source Air Sampling - Chemicals of Potential Concern

6/23/2005 to 3/7/2007 (Data Reviewed as of April 2017)

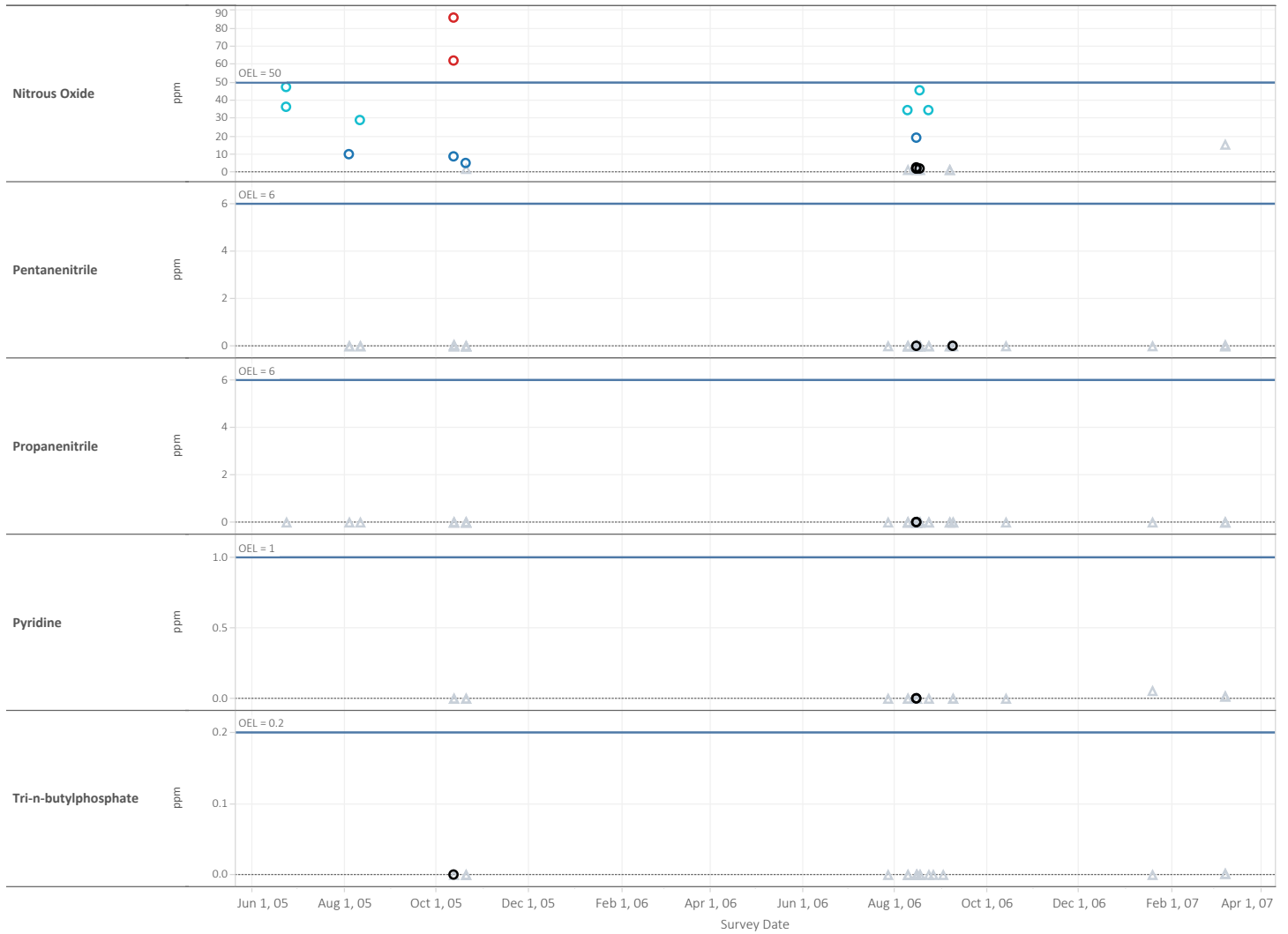


Footnotes:  
 1) % of OEL = Chemical Concentration (or Reported Detection Limit for non-detections) ÷ Chemical OEL  
 2) Data sourced from Site Wide Industrial Hygiene Database (SWIHD) and Tank Waste Information Network System (TWINS); results were compared to Occupational Exposure Limits (OELs) for chemicals identified as chemicals of potential concern (COPCs).  
 3) Open triangles represent sample results that are less than the instrumentation detection limits, and results are reported as their appropriate Reported Detection Limit (RDL). RDL is the minimum concentration an instrument can detect, and it varies depending on instrument performance, calibration, and sensitivity. Additionally, insufficient sample volume and dilution during sample preparation can increase reported detection limits. When a less than detect sample result is received, it is known to be less than the reported detection value, and appropriate measures are taken as necessary for worker protection.



# S Farm Tank Source Air Sampling - Chemicals of Potential Concern

6/23/2005 to 3/7/2007 (Data Reviewed as of April 2017)



Footnotes:  
 1) % of OEL = Chemical Concentration (or Reported Detection Limit for non-detections) ÷ Chemical OEL  
 2) Data sourced from Site Wide Industrial Hygiene Database (SWIHD) and Tank Waste Information Network System (TWINS); results were compared to Occupational Exposure Limits (OELs) for chemicals identified as chemicals of potential concern (COPCs).  
 3) Open triangles represent sample results that are less than the instrumentation detection limits, and results are reported as their appropriate Reported Detection Limit (RDL). RDL is the minimum concentration an instrument can detect, and it varies depending on instrument performance, calibration, and sensitivity. Additionally, insufficient sample volume and dilution during sample preparation can increase reported detection limits. When a less than detect sample result is received, it is known to be less than the reported detection value, and appropriate measures are taken as necessary for worker protection.

- Detection
- △ Non-Detection
- Detected >100% of OEL
- Detected Between 50% and 100% of OEL
- Detected Between 10% and 50% of OEL
- Detected < 10% of OEL
- Non-Detection (< RDL) and >100% of OEL
- Non-Detection (< RDL)