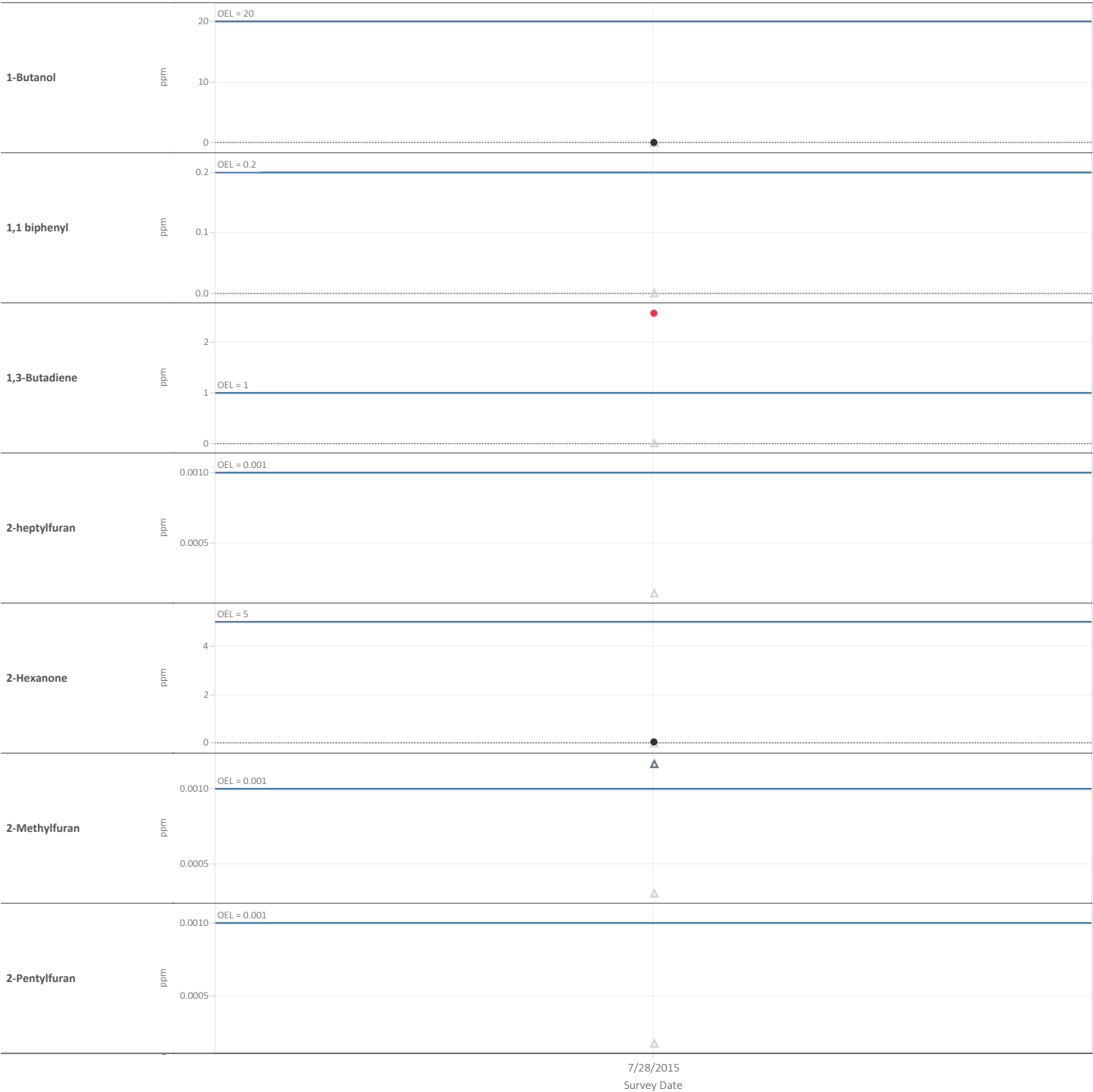


BY FARM Tank Headspace Air Sampling - Chemicals of Potential Concern
7/28/2015 12:00:00 AM



Footnotes:
1) % of OEL = Chemical Concentration (or Reported Detection Limit for non-detections) ÷ Chemical OEL
2) Data sourced from Site Wide Industrial Hygiene Database (SWIHD); Results were compared to Occupational Exposure Limits (OELs) contained within the SWIHD database.
3) Open triangles represent sample results that are less than the instrumentation detection limits, and results are reported as their appropriate Reported Detection Limit (RDL). RDL is the minimum concentration an instrument can detect, and it varies depending on instrument performance, calibration, and sensitivity. Additionally, insufficient sample volume and dilution during sample preparation can increase reported detection limits. When a less than detect sample result is received, it is known to be less than the reported detection value, and appropriate measures are taken as necessary for worker protection.

● Detection

▲ Non-Detection

■ Detected >100% of OEL

■ Detected Between 10% and 50% of OEL

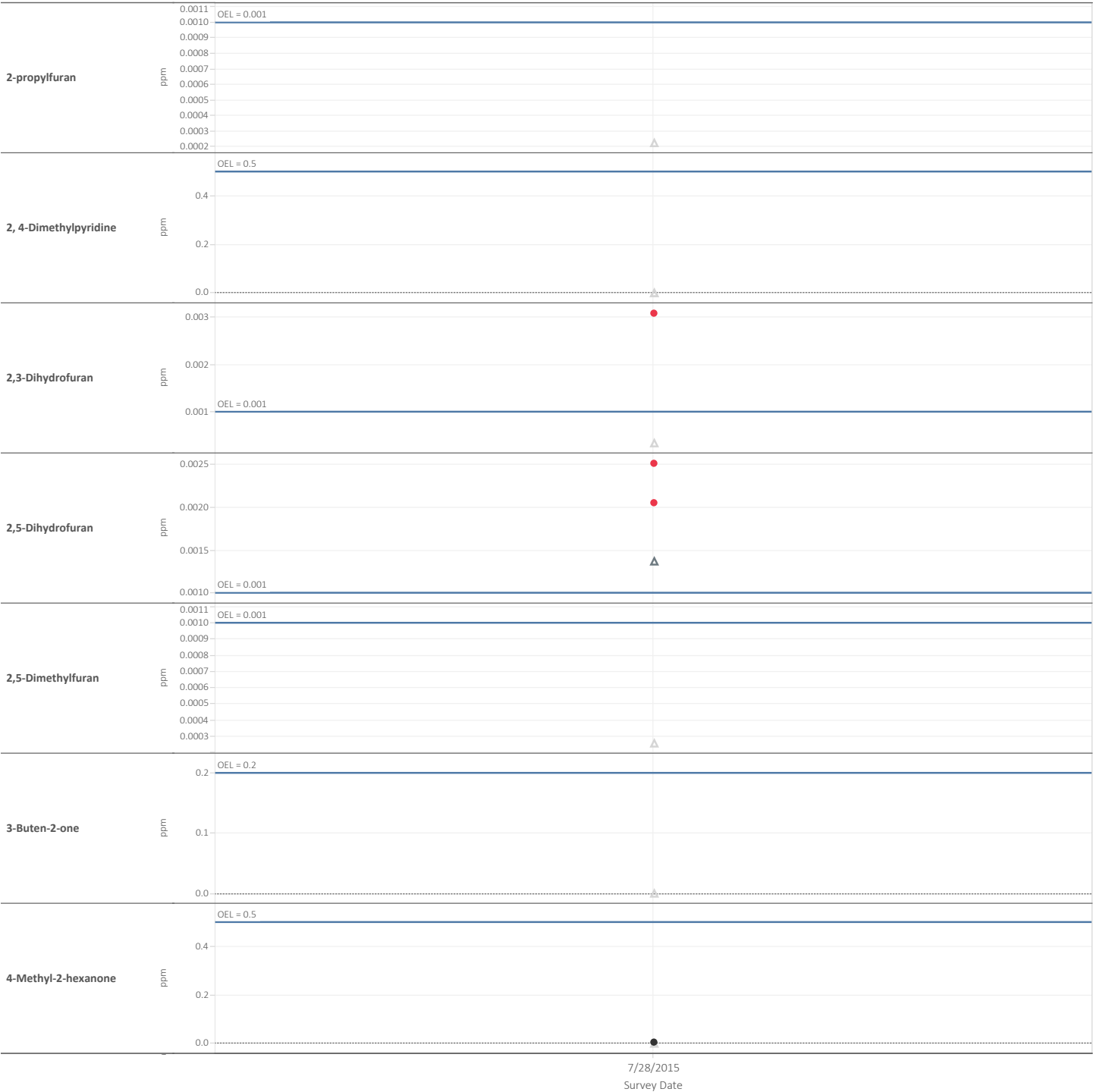
■ Detected < 10% of OEL

■ Non-Detection (< RDL) and >100% of OEL

■ Non-Detection (< RDL)

BY FARM Tank Headspace Air Sampling - Chemicals of Potential Concern

7/28/2015 12:00:00 AM




Footnotes:

1) % of OEL = Chemical Concentration (or Reported Detection Limit for non-detections) ÷ Chemical OEL

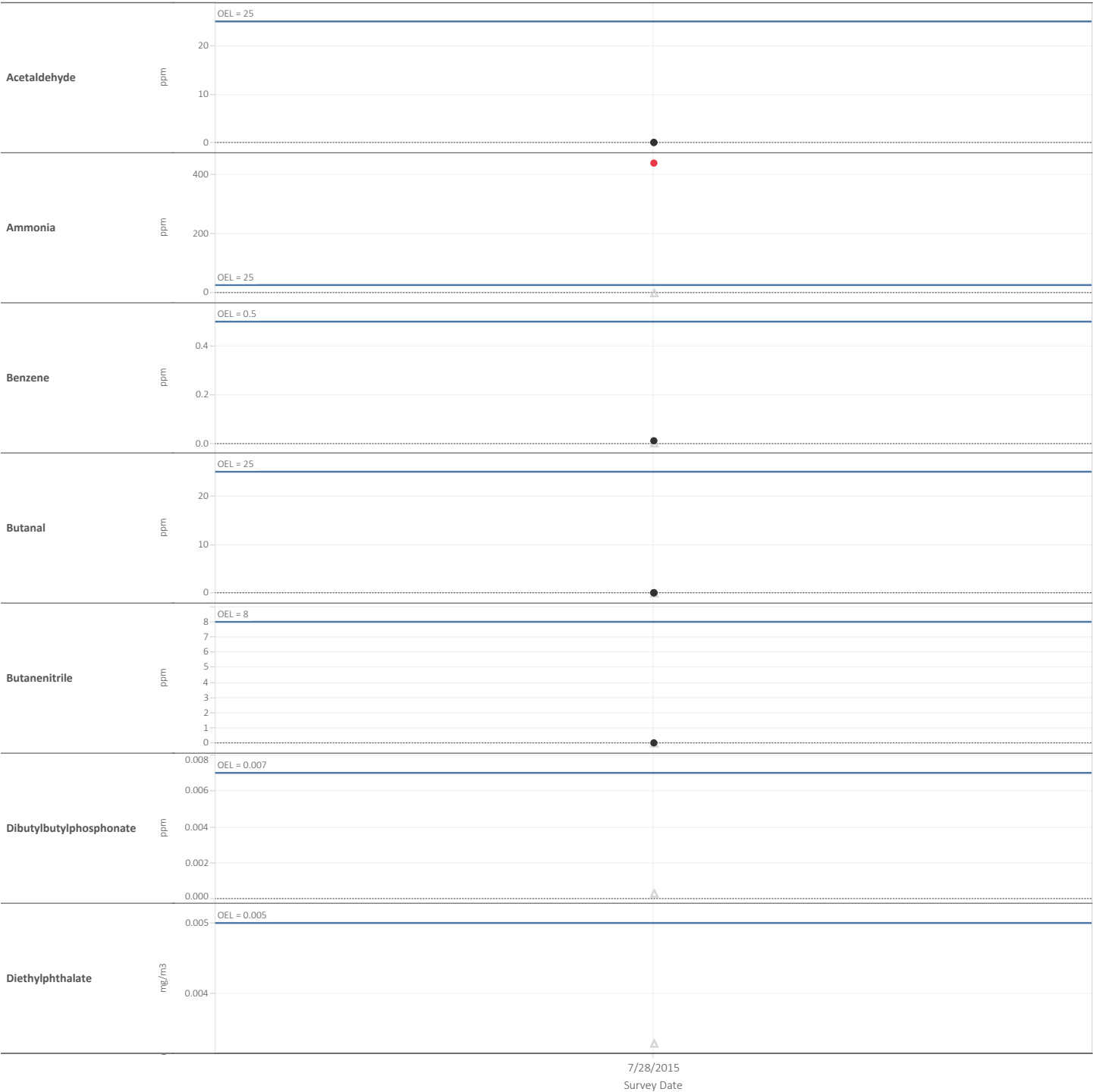
2) Data sourced from Site Wide Industrial Hygiene Database (SWIHD); Results were compared to Occupational Exposure Limits (OELs) contained within the SWIHD database.

3) Open triangles represent sample results that are less than the instrumentation detection limits, and results are reported as their appropriate Reported Detection Limit (RDL). RDL is the minimum concentration an instrument can detect, and it varies depending on instrument performance, calibration, and sensitivity. Additionally, insufficient sample volume and dilution during sample preparation can increase reported detection limits. When a less than detect sample result is received, it is known to be less than the reported detection value, and appropriate measures are taken as necessary for worker protection.



BY FARM Tank Headspace Air Sampling - Chemicals of Potential Concern

7/28/2015 12:00:00 AM




Footnotes:

1) % of OEL = Chemical Concentration (or Reported Detection Limit for non-detections) ÷ Chemical OEL

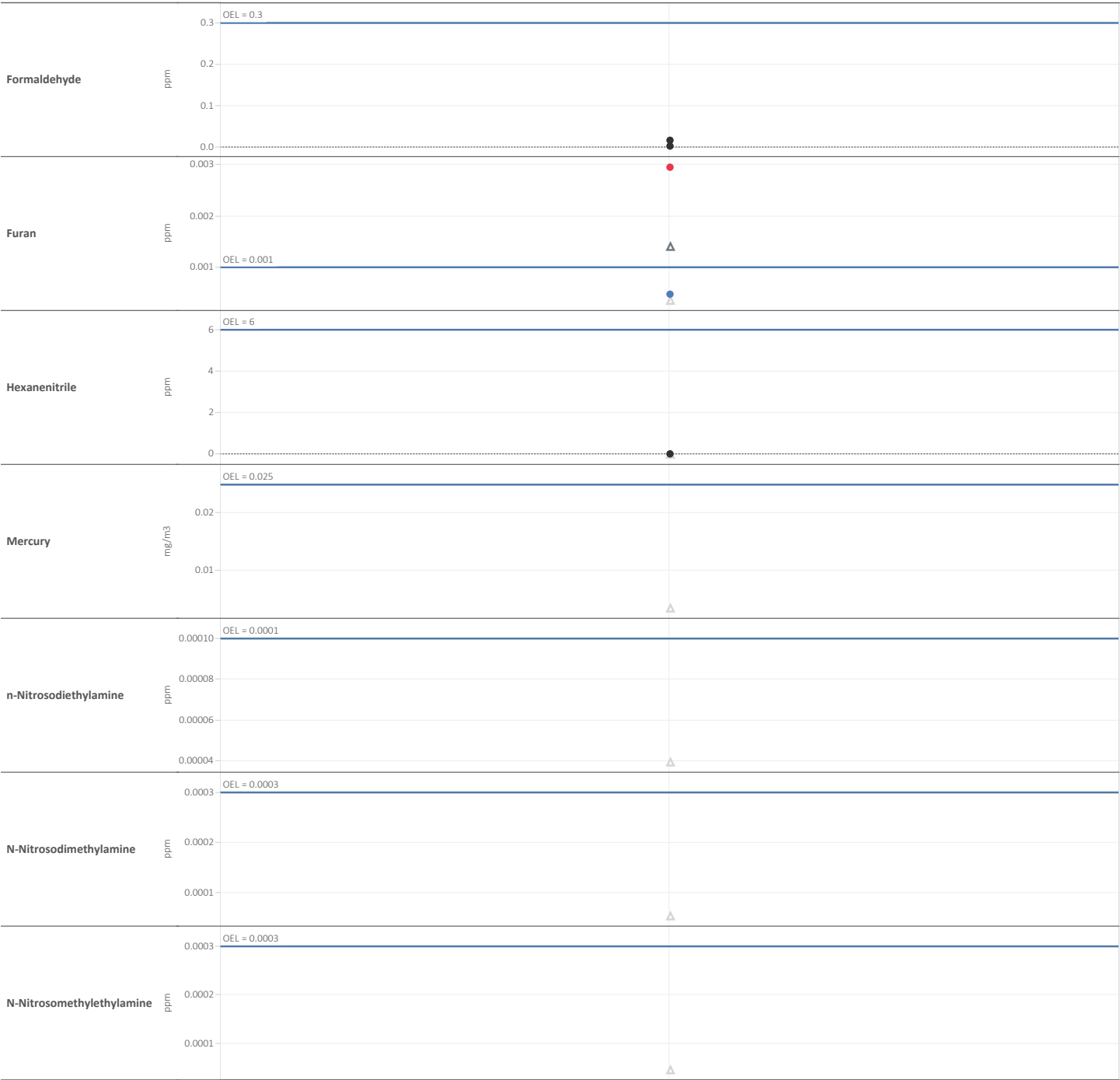
2) Data sourced from Site Wide Industrial Hygiene Database (SWIHD); Results were compared to Occupational Exposure Limits (OELs) contained within the SWIHD database.

3) Open triangles represent sample results that are less than the instrumentation detection limits, and results are reported as their appropriate Reported Detection Limit (RDL). RDL is the minimum concentration an instrument can detect, and it varies depending on instrument performance, calibration, and sensitivity. Additionally, insufficient sample volume and dilution during sample preparation can increase reported detection limits. When a less than detect sample result is received, it is known to be less than the reported detection value, and appropriate measures are taken as necessary for worker protection.



BY FARM Tank Headspace Air Sampling - Chemicals of Potential Concern

7/28/2015 12:00:00 AM



7/28/2015
Survey Date

Footnotes:
1) % of OEL = Chemical Concentration (or Reported Detection Limit for non-detections) ÷ Chemical OEL
2) Data sourced from Site Wide Industrial Hygiene Database (SWIHD); Results were compared to Occupational Exposure Limits (OELs) contained within the SWIHD database.
3) Open triangles represent sample results that are less than the instrumentation detection limits, and results are reported as their appropriate Reported Detection Limit (RDL). RDL is the minimum concentration an instrument can detect, and it varies depending on instrument performance, calibration, and sensitivity. Additionally, insufficient sample volume and dilution during sample preparation can increase reported detection limits. When a less than detect sample result is received, it is known to be less than the reported detection value, and appropriate measures are taken as necessary for worker protection.

● Detection

▲ Non-Detection

■ Detected >100% of OEL

■ Detected Between 10% and 50% of OEL

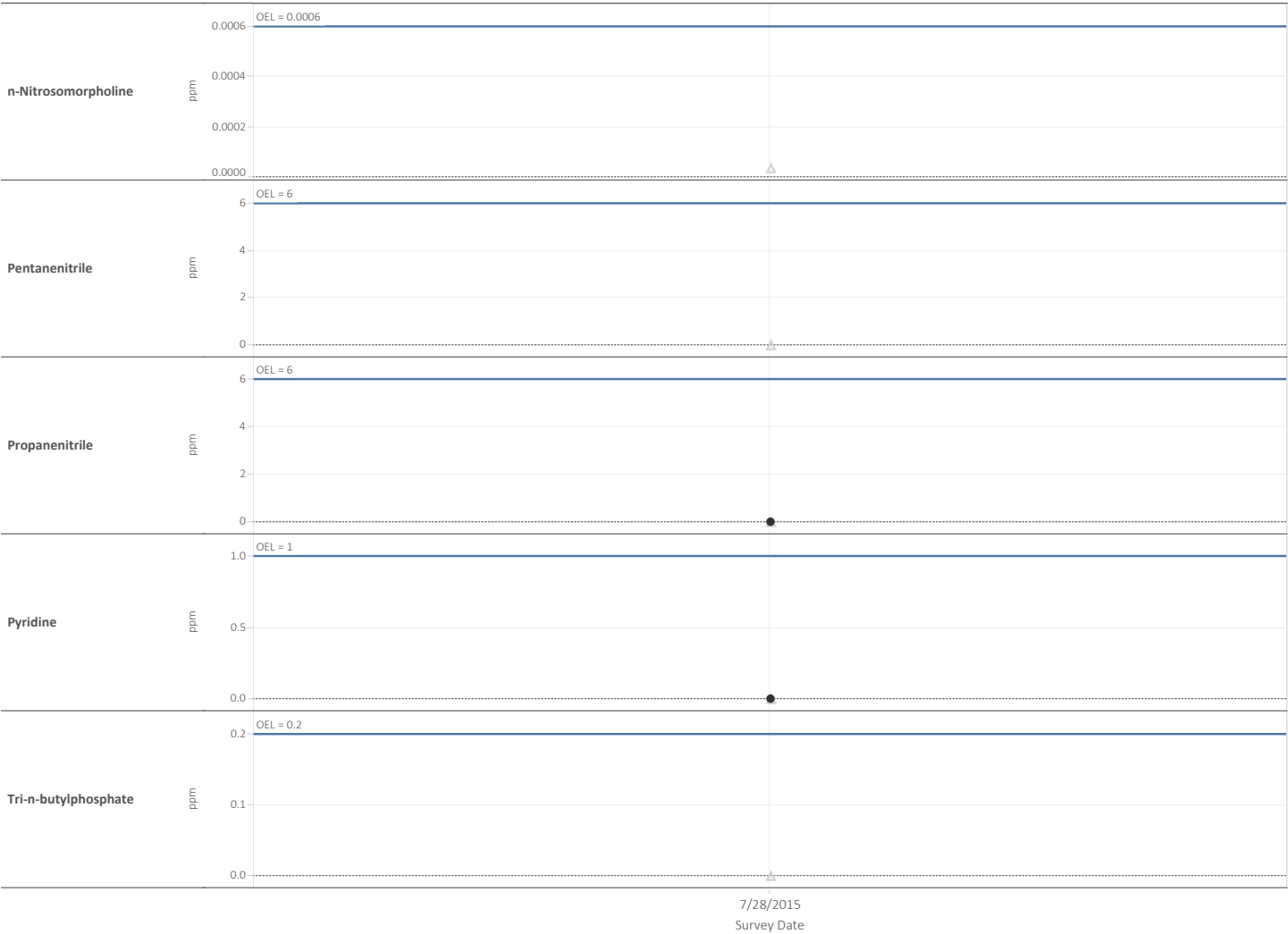
■ Detected < 10% of OEL

■ Non-Detection (< RDL) and >100% of OEL

■ Non-Detection (< RDL)

BY FARM Tank Headspace Air Sampling - Chemicals of Potential Concern

7/28/2015 12:00:00 AM



Footnotes:

1) % of OEL = Chemical Concentration (or Reported Detection Limit for non-detections) ÷ Chemical OEL

2) Data sourced from Site Wide Industrial Hygiene Database (SWIHD); Results were compared to Occupational Exposure Limits (OELs) contained within the SWIHD database.

3) Open triangles represent sample results that are less than the instrumentation detection limits, and results are reported as their appropriate Reported Detection Limit (RDL). RDL is the minimum concentration an instrument can detect, and it varies depending on instrument performance, calibration, and sensitivity. Additionally, insufficient sample volume and dilution during sample preparation can increase reported detection limits. When a less than detect sample result is received, it is known to be less than the reported detection value, and appropriate measures are taken as necessary for worker protection.

● Detection

▲ Non-Detection

■ Detected >100% of OEL

■ Detected Between 10% and 50% of OEL

■ Detected < 10% of OEL

■ Non-Detection (< RDL) and >100% of OEL

■ Non-Detection (< RDL)